

INTERNATIONAL UNDERGRADUATE RESEARCH CONFERENCE 2024



PARTICIPANTS BRIEFING

DATE: 2nd JANUARY 2024

TIME: 11.30 AM

WEBEX LINK:

<https://utm.webex.com/meet/yusaimi>

ORGANISED BY:



IURC 2024

BRIEFING CONTENT

Recorded video (briefing) link:

<https://drive.google.com/file/d/1AQN6Xg8y1yzQjT2O5jh3wg75ltx7Hmkt/view?usp=sharing>

IURC 2024

BRIEFING CONTENT

- Program tentative
- Program venue
- Booth layout
- Preparation for the participants
- Q & A

IURC 2024

PROGRAM TENTATIVE

7th January 2024, Sunday

Program starts at 8.00am till 4.00pm.

- Registration
- Officiation ceremony
- Keynote speech
- Poster presentation & evaluation
- Award and closing ceremony

INTERNATIONAL UNDERGRADUATE RESEARCH CONFERENCE 2024

IURC 2024 PROGRAMME SCHEDULE

Facebook Livestreaming Link: <https://www.facebook.com/URCUTM>

08:00 AM – 08:30 AM

Registration of IURC 2024 Participants and Judging Panel
**DSI entrance*

08:30 AM – 09:00 AM

Briefing Session for Industrial and Academic Panels
**Level 3, Senate Room*

09:15 AM – 9:50 AM

IURC 2024 Officiation Ceremony
**DSI Event Hall*

9:50 AM – 10:00 AM

Break

10:00 AM – 10:25 AM

Keynote Speech
**DSI Event Hall*

10:30 AM – 1:00 PM

IURC 2024 Poster Presentation and Evaluation
**DSI Event Hall*

1:00 PM – 2:30 PM

Lunch Break
**Dining Area: Committee and panels*
**Lunch packs: For students*

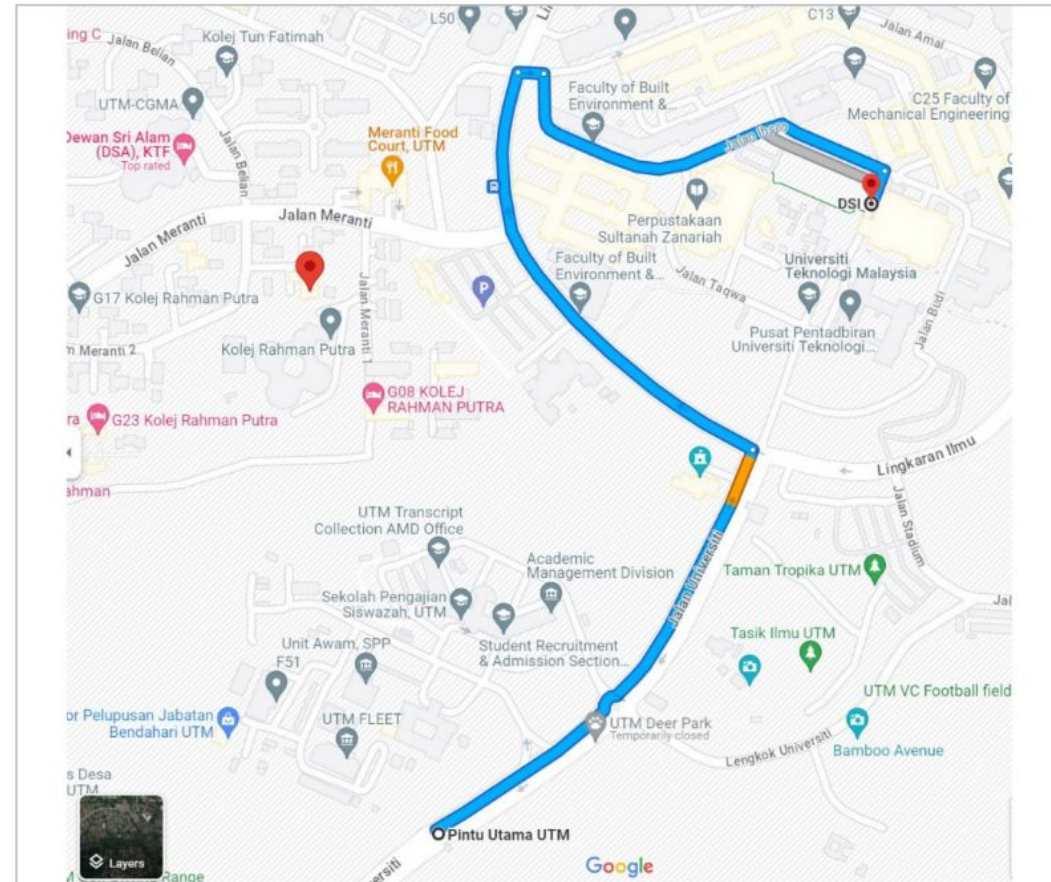
2:30 PM – 4:00 PM

IURC 2024 Award and Closing Ceremony
**DSI Event Hall*

IURC 2024

PROGRAM VENUE

Dewan Sultan Iskandar, UTM Johor Bahru



VENUE	Dewan Sultan Iskandar, Universiti Teknologi Malaysia (UTM), Johor Bahru, Johor
LOCATION	1.559588045393542, 103.63871395919526
WEBSITE	https://www.utm.my/urc/
FACEBOOK	https://www.facebook.com/URCUTM/
INSTAGRAM	https://www.instagram.com/urcutm/
EMAIL	URC@utm.my

IURC 2024

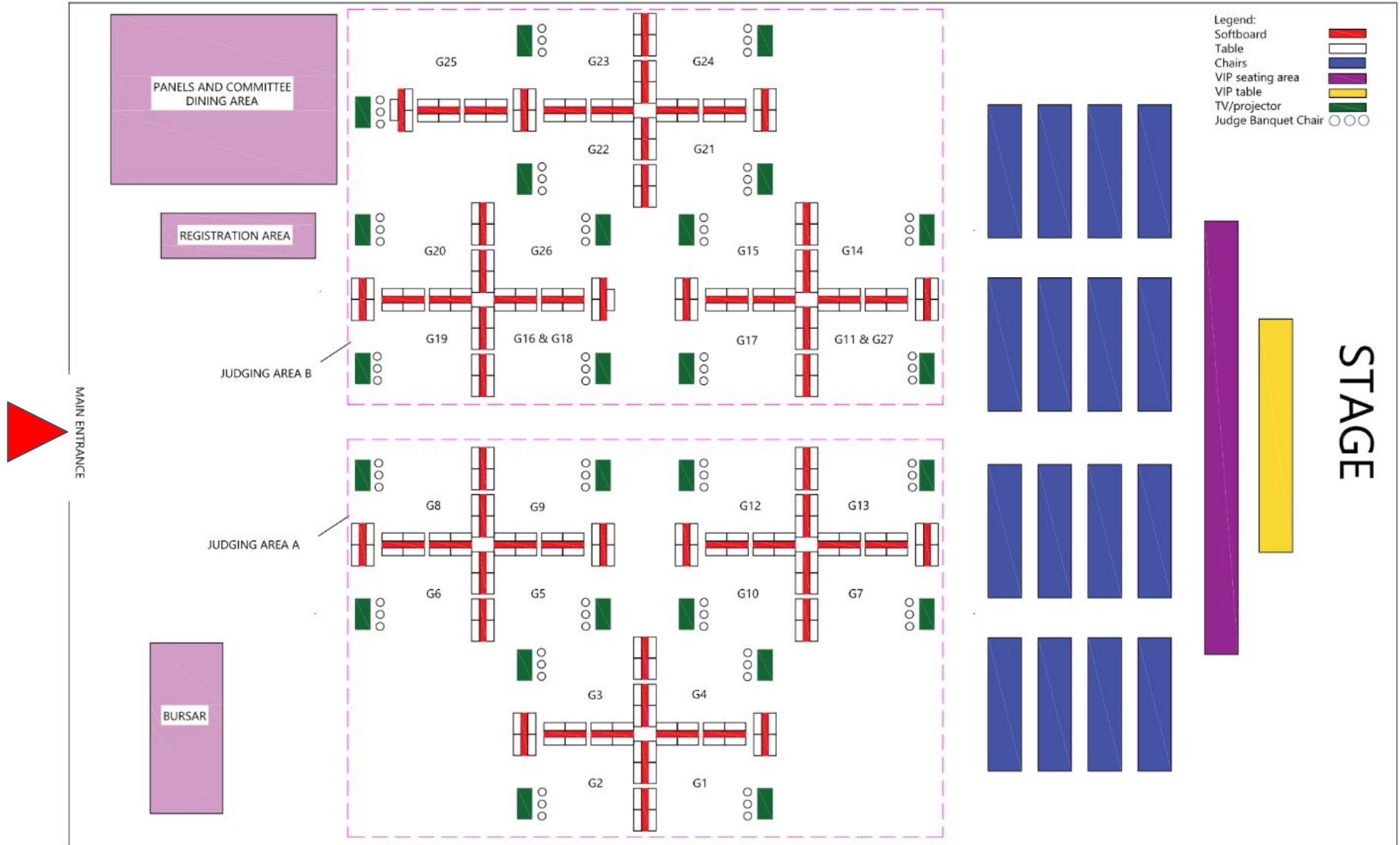
E-POSTER AND BOOTH LAYOUT



IURC2024 EPOSTER AND BOOTH LAYOUT



- Registration area
- Two (2) judging areas; A & B
- Each participant will be given a table and softboard (1.25m width x 1.2m height clearance)
- Details grouping can be referred at the IURC2024 website.



IURC 2024

E-POSTER AND BOOTH LAYOUT

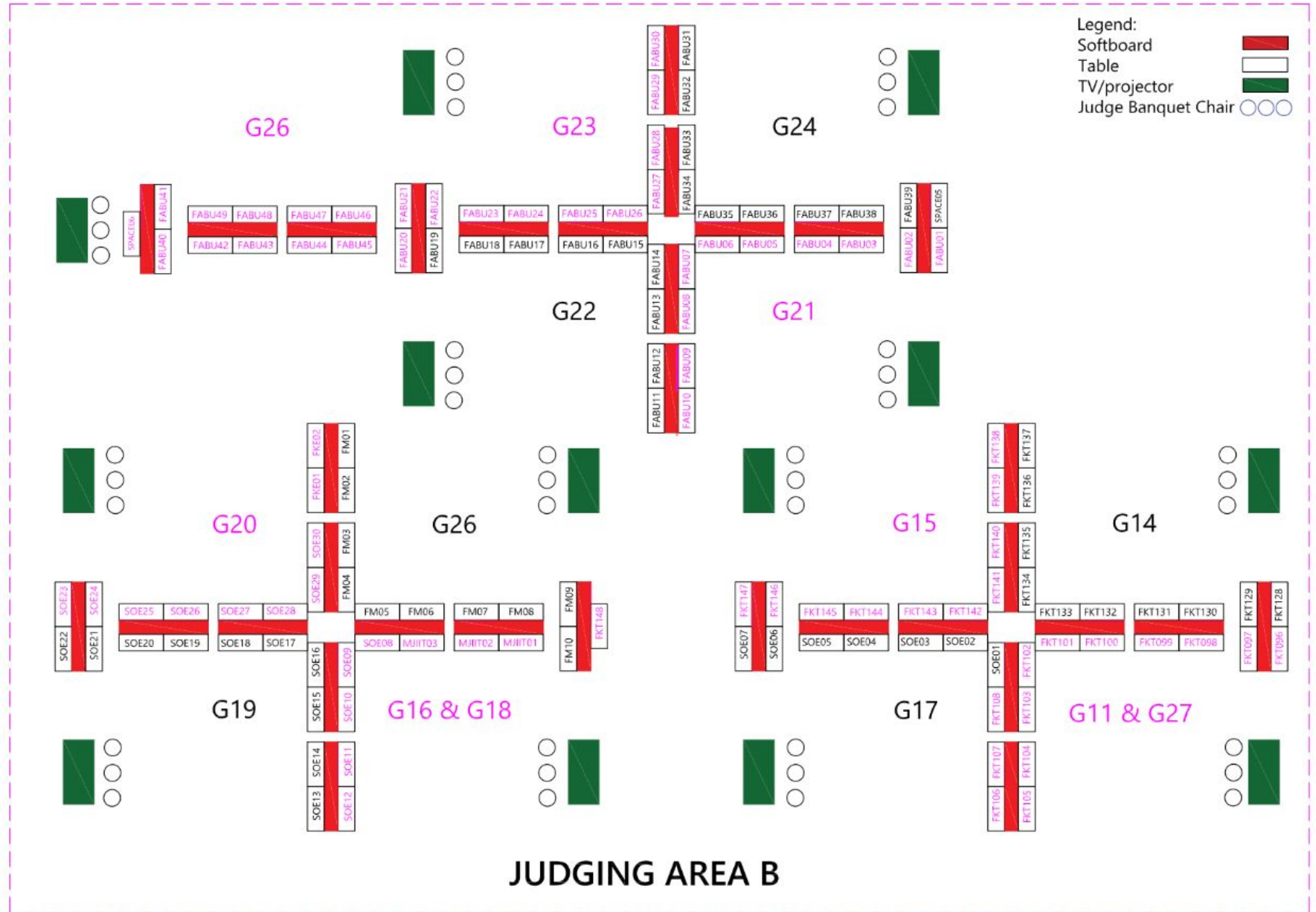


IURC2024 EPOSTER AND BOOTH LAYOUT



Judging area B:

Group 11,
Group 14 - 26




IURC 2024

E-POSTER AND BOOTH LAYOUT

Example of booth setting

- Each booth is given an exam table
- Each side of soft board is shared between two participants. Size 2.5m width x 1.2m height



IURC 2024

PREPARATIONS FOR THE PARTICIPANTS

Before event:

1. Please follow the e-poster format as provided by the organiser for the 10 minutes eposter presentation.
2. It is encourage to the participants to print one hard copy in (any size suitable) on their own in order to decorate the booth for the poster presentation.
3. Participants can start decorate booth a day before the program which tentatively on 6th January (Saturday) from morning until evening.

IURC 2024

PREPARATION FOR THE PARTICIPANTS

Poster printing in any size suitable is optional but highly encouraged. Poster will be in portrait orientation.

Template for printed A1 poster in the link below:

https://drive.google.com/drive/folders/1Ca7i700_iLvP0QkkNB7PW9xGz-QSE48U?usp=sharing

*We provide A1 size template, but the students can choose to print in any size they suitable with



Project Title - Font - Calibri MT: min size 60-point
Fixed position at the centre

PROJECT TITLE

ABSTRACT

Heading: Font - Calibri MT: min size 48-point
Fixed position at the centre

Content - Calibri MT: min size 24-point Format: Justify

INTRODUCTION

Content - Calibri MT: min size 24-point Format: Justify
Other contents can be reorganize according your creativity

RESULTS

METHODOLOGY

CONCLUSION

ACKNOWLEDGEMENT



Student's name
Affiliation
Email



Supervisor's name
Affiliation
Email



IURC 2024

PREPARATION FOR THE PARTICIPANTS

During the event:

Presentation:

To prepare and bring the submitted e-poster in PDF format.

Presentation format:

10 minutes presentation + 5 minutes Q&A sessions

Parallel presentation & evaluation for all groups, except for Group 11 & 27, and Group 16 & 18.

Please wear formal attire during your presentation.

REFER TO THE GROUP LIST

FOR GROUP 1:

FKT004 AND FKT009 WILL
PRESENT FIRST

FOR GROUP: 10

FKT153 WILL PRESENT
FIRST

FOR GROUP 24:

FABU35 WILL PRESENT
FIRST

FOR GROUP 26:

FM07 AND FM08 WILL
PRESENT FIRST

IURC 2024

PREPARATION FOR THE PARTICIPANTS

People's Choice Booth Award

Each participant will be provided a yellow coloured form of 'People's Choice Booth Award' for audiences to vote using stickers provided by the committee.

This will be pinned-up at the participants' booth.



PEOPLE'S CHOICE BOOTH AWARD


NAME: _____

PROGRAM: _____

POSTER ID: _____



HI EVERYONE! IF YOU LIKE MY BOOTH, PLEASE STICK YOUR STICKER ON THIS PAPER. THANK YOU!



Thank you.